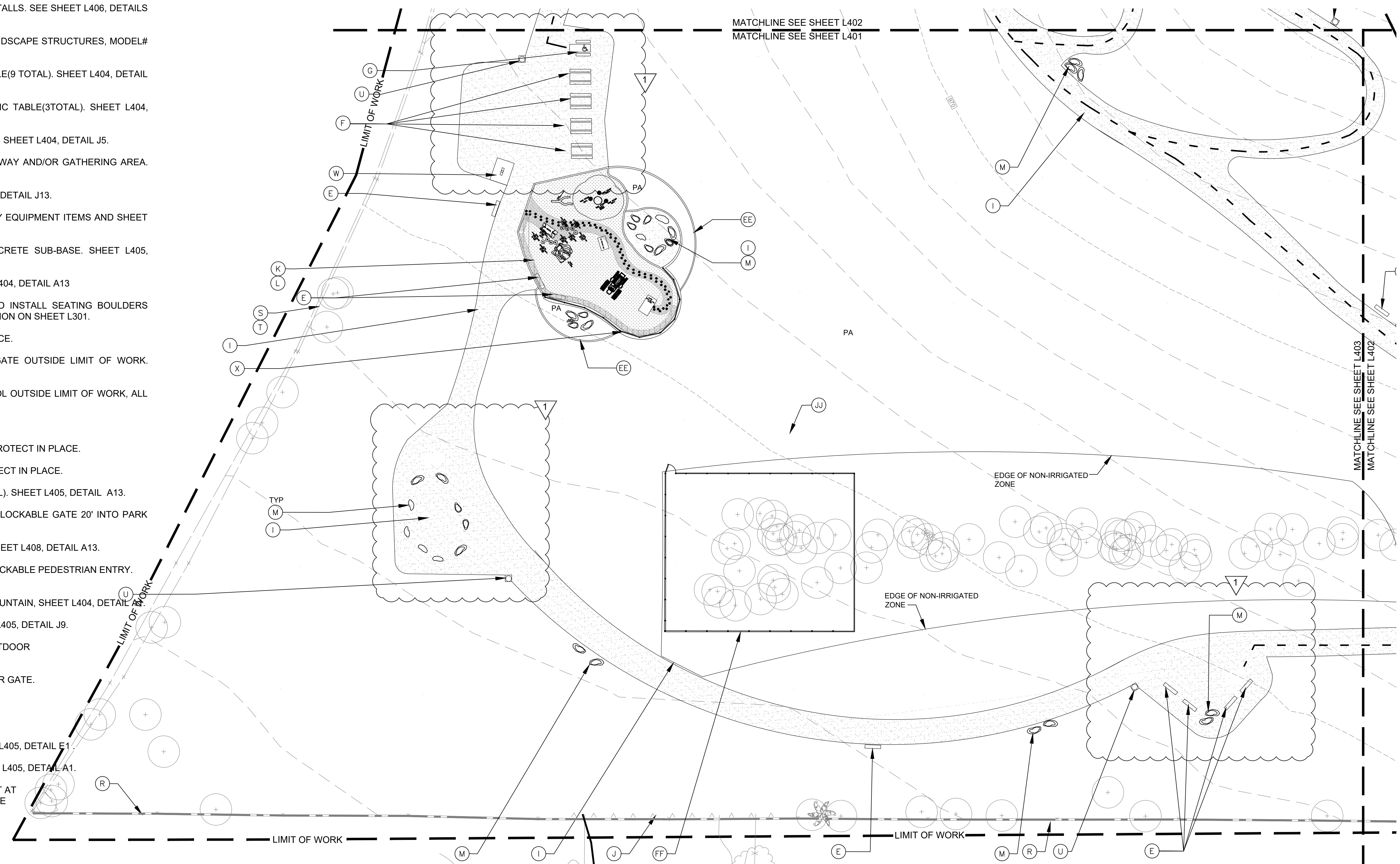


REVISION DATE: 2/28/2018 1:51 PM
 FILE: Q:\IN-HOUSE-DESIGN\OAKRIDGE ESTATE PARK (A)\CD\4010\AK.CONSTRUCTION.DWG
 THE CITY OF LOS ANGELES DESIGN OR ITS OFFICERS OR AGENTS SHALL NOT BE RESPONSIBLE FOR THE ACCURACY OR COMPLETENESS OF ELECTRONIC COPIES OF THIS PLAN SHEET.
 SHEET 22 OF 44
 SHEET L402
 SHEETS 22 OF 44
 PLOTTED 2/28/2018 1:56 PM

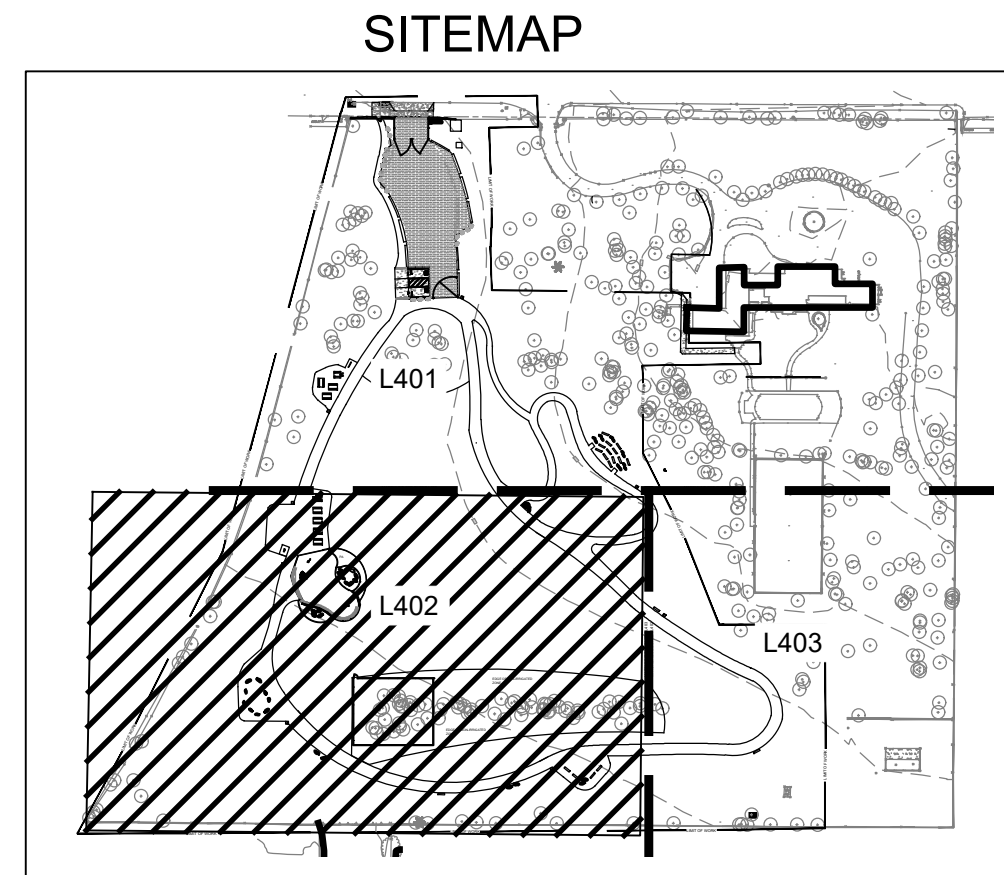
KEY

- (A) INSTALL NEW ENTRY DRIVEWAY PER MODIFIED STANDARD PLAN S-440-4 CASE 2.
- (B) INSTALL NEW AGGREGATE STAGING AREA. SEE SHEET L404, DETAIL E9.
- (C) INSTALL NEW CONCRETE PAVING, NATURAL GRAY COLOR, MEDIUM BROOM FINISH. SEE SHEET L404, DETAILS E13 & J13.
- (D) INSTALL 2 NEW ACCESSIBLE CONCRETE PARKING STALLS. SEE SHEET L406, DETAILS E5, E9, J1, J9, J13.
- (E) PROVIDE AND INSTALL GFRC LOG BENCH FROM LANDSCAPE STRUCTURES, MODEL# 173595, OR EQUAL. SHEET L407, DETAIL E13.
- (F) PROVIDE AND INSTALL NEW CONCRETE PICNIC TABLE(9 TOTAL). SHEET L404, DETAIL J1.
- (G) PROVIDE AND INSTALL NEW CONCRETE ADA PICNIC TABLE(3TOTAL). SHEET L404, DETAILS E1 & J1.
- (H) PROVIDE AND INSTALL NEW LOOP-STYLE BIKE RACK. SHEET L404, DETAIL J5.
- (I) INSTALL NEW D.G. SURFACE AND BASE FOR PATHWAY AND/OR GATHERING AREA. SHEET L404, DETAILS J9 & E5.
- (J) REPAIR 20' OF DAMAGED BLOCK WALL. SHEET L407, DETAIL J13.
- (K) ADVENTURE PLAY AREA. SEE SHEET L408 FOR PLAY EQUIPMENT ITEMS AND SHEET L504 FOR EQUIPMENT LAYOUT.
- (L) INSTALL NEW RESILIENT SURFACING WITH CONCRETE SUB-BASE. SHEET L405, DETAIL J1 AND L505 SURFACING LAYOUT.
- (M) PROVIDE AND INSTALL BOULDER SEATING. SHEET L404, DETAIL A13
- (N) CONSTRUCT TIERED SEATING AREA. PROVIDE AND INSTALL SEATING BOULDERS AND PRECAST CONCRETE LOG BENCHES. SEE SECTION ON SHEET L301.
- (O) EXISTING ENTRY DRIVE TO HOUSE. PROTECT IN PLACE.
- (P) EXISTING STONE ENTRY WALL, PILASTERS AND GATE OUTSIDE LIMIT OF WORK. PROTECT IN PLACE.
- (Q) EXISTING HISTORIC HOME, TENNIS COURT AND POOL OUTSIDE LIMIT OF WORK, ALL SHALL REMAIN AND BE PROTECTED.
- (R) EXISTING BLOCK WALL. PROTECT IN PLACE.
- (S) EXISTING COUNTY PERIMETER CHAINLINK FENCE, PROTECT IN PLACE.
- (T) EXISTING CITY PERIMETER CHAINLINK FENCE, PROTECT IN PLACE.
- (U) PROVIDE AND INSTALL TRASH RECEPTACLE (7 TOTAL). SHEET L405, DETAIL A13.
- (V) PROVIDE AND INSTALL DOUBLE 8' HIGH CHAINLINK LOCKABLE GATE 20' INTO PARK FROM PROPERTY LINE. SHEET L408, DETAIL E13.
- (V1) PROVIDE AND INSTALL 8' HIGH CHAINLINK FENCE. SHEET L408, DETAIL A13.
- (V2) PROVIDE AND INSTALL 8' HIGH BY 6'-0" CHAINLINK LOCKABLE PEDESTRIAN ENTRY. SHEET L408, DETAIL J13.
- (W) PROVIDE AND INSTALL NEW MURDOCK DRINKING FOUNTAIN, SHEET L404, DETAIL J13.
- (X) CONSTRUCT PLASTIC WOOD 2-RAIL FENCE. SHEET L405, DETAIL J9.
- (Y) CONSTRUCT 4'X4' ADA WHEELCHAIR AREA(2) AT OUTDOOR CLASSROOM.
- (Z) PROVIDE AND INSTALL SINGLE LEAF RINO VEHICULAR GATE. SHEET L407, DETAIL J1.
- (AA) PROVIDE AND INSTALL LANDSCAPE TIMBER. SHEET L406, DETAIL A13.
- (BB) PROVIDE AND INSTALL NEW RAP PARK SIGN, SHEET L405, DETAIL E1.
- (CC) PROVIDE AND INSTALL CONSTRUCTION SIGN, SHEET L405, DETAIL A1.
- (DD) CONSTRUCT SUMP, OVERFLOW PIPE AND CLEANOUT AT LOWER EDGE OF RESILIENT SURFACE SUB-BASE. SEE GRADING L302 AND SHEET L405, DETAIL J1.



--- ACCESSIBLE PATH OF TRAVEL, MAXIMUM 5% SLOPE AND MINIMUM 4' WIDTH.

NOTE:
 ALL TREES ON SITE SHALL BE PROTECTED. SEE TREE PROTECTION GUIDELINES SHEET L001 AND TREE PROTECTION PLAN L005. WHERE D.G. LIES WITHIN TREE PROTECTION ZONE, INSTALL ON GRADE AND FEATHER ADJACENT SOIL TO MEET FINISH GRADE.
 CONTRACTOR MUST HIRE A RECREATION AND PARKS-APPROVED ISA ARBORIST TO OBSERVE TRENCHING WITHIN THE DRIPLINE OF TREES
 DURING ALL DEMOLITION AND CONSTRUCTION, PROTECT ALL ROOTS. DO NOT USE A BACKHOE WHERE THERE IS A POSSIBILITY OF DAMAGING ROOTS.



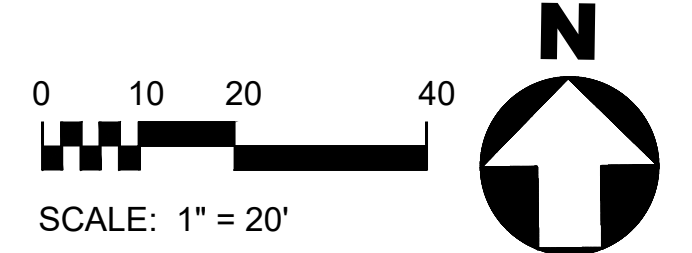
DIGALERT

Call Toll Free 1-800-227-2600

TWO WORKING DAYS BEFORE YOU DIG

Underground Service Alert of Southern California

NOTE
 PRIOR TO START OF CONSTRUCTION CONTRACTOR SHALL COORDINATE WITH RECREATION AND PARKS, JEREMY THOMAS 818 756-8189, TO LOCATE AND DELINEATE THE CONSTRUCTION STAGING AREA. AFTER COMPLETION OF WORK, THE STAGING AREA SHALL BE RESTORED, BY CONTRACTOR, TO ITS ORIGINAL CONDITION AT HIS OWN EXPENSE.



BUREAU OF ENGINEERING

ENGINEERING CITY OF LOS ANGELES

DATE: 2/28/2018
 BY: [Signature]
 REVISIONS:
 1. NO. REVISIONS: FURNITURE REARRANGEMENT - COUNCIL DISTRICT REQUEST

DEPARTMENT OF PUBLIC WORKS

CITY ENGINEER
 GARY LEE MOORE, P.E., ENV SP
 ARCHITECTURAL DIVISION
 DATE: [Blank]
 LANDSCAPE ARCHITECT: JANE ADRIAN LIC. NO. 3940
 DESIGNED BY: LORENA MATOS, ASLA | ENV SP / LEED GA
 DRAWN BY: LORENA MATOS, ASLA | ENV SP / LEED GA
 CHECKED BY: JANE ADRIAN
 APPROVED BY: WAHMOOD KARIMZADEH, AIA PRINCIPAL ARCHITECT

CONSTRUCTION PLAN
 PROJECT: OAKRIDGE ESTATE - PARK, WALKING TRAILS AND CHILDREN'S PLAY AREA
 ADDRESS: 18650 DEVONSHIRE STREET NORTHBRIDGE, CA 91324

WORK ORDER NO. E170184
 FILE NO.
 DRAWING NO. L402
 SHEET 22 OF 44